

FORM NO. MGT-7

[Pursuant to sub-Section(1) of section 92 of the Companies Act, 2013 and sub-rule (1) of rule 11of the Companies (Management and Administration) Rules, 2014]



Annual Return (other than OPCs and Small Companies)

Form language English Hindi

Refer the instruction kit for filing the form.

I. REGISTRATION AND OTHER DETAILS

(i) * Corporate Identification Number (CIN) of the company	L24121MH1979PLC021360	Pre-fill						
Global Location Number (GLN) of the company								
* Permanent Account Number (PAN) of the company	AAACD1388D							
(ii) (a) Name of the company	DEEPAK FERTILISERS AND PETI							
(b) Registered office address	Sai Hira, Survey No. 93, Mundhwa, Pune Pune Maharashtra 411025							
(c) * e-mail ID of the company	gaurav.munoli@dfpcl.com							
(d) * Telephone number with STD code	2066458000							
(e) Website	www.dfpcl.com							
(iii) Date of Incorporation	31/05/1979							
(iv)	<table border="1"><thead><tr><th>Type of the Company</th><th>Category of the Company</th><th>Sub-category of the Company</th></tr></thead><tbody><tr><td>Public Company</td><td>Company limited by shares</td><td>Indian Non-Government company</td></tr></tbody></table>	Type of the Company	Category of the Company	Sub-category of the Company	Public Company	Company limited by shares	Indian Non-Government company	
Type of the Company	Category of the Company	Sub-category of the Company						
Public Company	Company limited by shares	Indian Non-Government company						
(v) Whether company is having share capital	<input checked="" type="radio"/> Yes	<input type="radio"/> No						
(vi) * Whether shares listed on recognized Stock Exchange(s)	<input checked="" type="radio"/> Yes	<input type="radio"/> No						

(a) Details of stock exchanges where shares are listed

S. No.	Stock Exchange Name	Code
1	A BSE and NSE	1,025

(b) CIN of the Registrar and Transfer Agent

L72400TG2017PLC117649

Pre-fill

Name of the Registrar and Transfer Agent

KFIN TECHNOLOGIES LIMITED

Registered office address of the Registrar and Transfer Agents

Selenium, Tower B, Plot No- 31 & 32, Financial District, N
anakramguda, Serili ngampally NA

(vii) *Financial year From date (DD/MM/YYYY) To date (DD/MM/YYYY)

(viii) *Whether Annual general meeting (AGM) held Yes No

(a) If yes, date of AGM

(b) Due date of AGM

(c) Whether any extension for AGM granted Yes No

II. PRINCIPAL BUSINESS ACTIVITIES OF THE COMPANY

*Number of business activities

S.No	Main Activity group code	Description of Main Activity group	Business Activity Code	Description of Business Activity	% of turnover of the company
1	C	Manufacturing	C6	Chemical and chemical products, pharmaceuticals, medicinal chemical and	89.51
2	G	Trade	G1	Wholesale Trading	9.83
3	L	Real Estate	L1	Real estate activities with own or leased property	0.65

III. PARTICULARS OF HOLDING, SUBSIDIARY AND ASSOCIATE COMPANIES (INCLUDING JOINT VENTURES)

*No. of Companies for which information is to be given

Pre-fill All

S.No	Name of the company	CIN / FCRN	Holding/ Subsidiary/Associate/ Joint Venture	% of shares held
------	---------------------	------------	--	------------------

1	MAHADHAN AGRITECH LIMITE	U67120PN1987PLC166034	Subsidiary	100
2	SCM FERTICHEM LIMITED	U24211PN2012PLC145023	Subsidiary	100
3	DEEPAK MINING SOLUTIONS L	U14100PN2008PLC132562	Subsidiary	100
4	Deepak Nitrochem Pty Limitec		Subsidiary	100
5	YERROWDA INVESTMENTS LIM	U65990MH1954PLC009228	Subsidiary	85
6	ISHANYA BRAND SERVICES LIM	U74900PN2008PLC131967	Subsidiary	100
7	PERFORMANCE CHEMISERVE L	U24239PN2006PLC022101	Subsidiary	94.4
8	Platinum Blasting Services Pty		Subsidiary	65
9	Australian Mining Explosives P		Subsidiary	65
10	ISHANYA REALTY CORPORATIC	U70101PN2008PLC131330	Subsidiary	100
11	MAHADHAN FARM TECHNOLC	U01110MH2003PTC140539	Subsidiary	100

IV. SHARE CAPITAL, DEBENTURES AND OTHER SECURITIES OF THE COMPANY

(i) *SHARE CAPITAL

(a) Equity share capital

Particulars	Authorised capital	Issued capital	Subscribed capital	Paid up capital
Total number of equity shares	135,050,000	126,237,825	126,237,825	126,237,825
Total amount of equity shares (in Rupees)	1,350,500,000	1,262,378,250	1,262,378,250	1,262,378,250

Number of classes

1

Class of Shares	Authorised capital	Issued capital	Subscribed capital	Paid up capital
Equity Shares				
Number of equity shares	135,050,000	126,237,825	126,237,825	126,237,825
Nominal value per share (in rupees)	10	10	10	10
Total amount of equity shares (in rupees)	1,350,500,000	1,262,378,250	1,262,378,250	1,262,378,250

(b) Preference share capital

Particulars	Authorised capital	Issued capital	Subscribed capital	Paid-up capital
Total number of preference shares	0	0	0	0
Total amount of preference shares (in rupees)	0	0	0	0

Number of classes

0

Class of shares	Authorised capital	Issued capital	Subscribed capital	Paid up capital
Number of preference shares				
Nominal value per share (in rupees)				
Total amount of preference shares (in rupees)				

(c) Unclassified share capital

Particulars	Authorised Capital
Total amount of unclassified shares	0

(d) Break-up of paid-up share capital

Class of shares	Number of shares			Total nominal amount	Total Paid-up amount	Total premium
	Physical	DEMAT	Total			
Equity shares						
At the beginning of the year	4,180,441	116,412,507	120592948	1,205,929,4	1,205,929,	
Increase during the year	0	5,973,859	5973859	56,448,770	56,448,770	1,044,302.2
i. Public Issues	0	0	0	0	0	0
ii. Rights issue	0	0	0	0	0	0
iii. Bonus issue	0	0	0	0	0	0
iv. Private Placement/ Preferential allotment	0	0	0	0	0	0
v. ESOPs	0	0	0	0	0	0
vi. Sweat equity shares allotted	0	0	0	0	0	0
vii. Conversion of Preference share	0	0	0	0	0	0
viii. Conversion of Debentures	0	0	0	0	0	0
ix. GDRs/ADRs	0	0	0	0	0	0

x. Others, specify	0	5,973,859	5973859	56,448,770	56,448,770	1,044,302,24
Conversion of FCCBs and dematerialisation of sha						
Decrease during the year	328,982	0	328982	0	0	0
i. Buy-back of shares	0	0	0	0	0	0
ii. Shares forfeited	0	0	0	0	0	0
iii. Reduction of share capital	0	0	0	0	0	0
iv. Others, specify	328,982		328982			
Dematerialisation of shares						
At the end of the year	3,851,459	122,386,366	126237825	1,262,378,2	1,262,378,	
Preference shares						
At the beginning of the year	0	0	0	0	0	
Increase during the year	0	0	0	0	0	0
i. Issues of shares	0	0	0	0	0	0
ii. Re-issue of forfeited shares	0	0	0	0	0	0
iii. Others, specify						
Decrease during the year	0	0	0	0	0	0
i. Redemption of shares	0	0	0	0	0	0
ii. Shares forfeited	0	0	0	0	0	0
iii. Reduction of share capital	0	0	0	0	0	0
iv. Others, specify						
At the end of the year	0	0	0	0	0	

ISIN of the equity shares of the company

INE501A01019

(ii) Details of stock split/consolidation during the year (for each class of shares)

0

Class of shares		(i)	(ii)	(iii)
Before split / Consolidation	Number of shares			
	Face value per share			
After split / Consolidation	Number of shares			
	Face value per share			

(iii) Details of shares/Debentures Transfers since closure date of last financial year (or in the case of the first return at any time since the incorporation of the company) *

Nil
 [Details being provided in a CD/Digital Media] Yes No Not Applicable

Separate sheet attached for details of transfers Yes No

Note: In case list of transfer exceeds 10, option for submission as a separate sheet attachment or submission in a CD/Digital Media may be shown.

Date of the previous annual general meeting		<input type="text"/>	
Date of registration of transfer (Date Month Year)		<input type="text"/>	
Type of transfer	<input type="text"/>	1 - Equity, 2 - Preference Shares, 3 - Debentures, 4 - Stock	
Number of Shares/ Debentures/ Units Transferred	<input type="text"/>	Amount per Share/ Debenture/Unit (in Rs.)	<input type="text"/>
Ledger Folio of Transferor		<input type="text"/>	
Transferor's Name	<input type="text"/>	<input type="text"/>	<input type="text"/>
	Surname	middle name	first name
Ledger Folio of Transferee		<input type="text"/>	

Transferee's Name	<input type="text"/>	<input type="text"/>	<input type="text"/>
	Surname	middle name	first name

Date of registration of transfer (Date Month Year)	<input type="text"/>
--	----------------------

Type of transfer	<input type="text"/>	1 - Equity, 2- Preference Shares,3 - Debentures, 4 - Stock
------------------	----------------------	--

Number of Shares/ Debentures/ Units Transferred	<input type="text"/>	Amount per Share/ Debenture/Unit (in Rs.)	<input type="text"/>
---	----------------------	---	----------------------

Ledger Folio of Transferor	<input type="text"/>
----------------------------	----------------------

Transferor's Name	<input type="text"/>	<input type="text"/>	<input type="text"/>
	Surname	middle name	first name

Ledger Folio of Transferee	<input type="text"/>
----------------------------	----------------------

Transferee's Name	<input type="text"/>	<input type="text"/>	<input type="text"/>
	Surname	middle name	first name

(iv) *Debentures (Outstanding as at the end of financial year)

Particulars	Number of units	Nominal value per unit	Total value
Non-convertible debentures	0	0	0
Partly convertible debentures	0	0	0
Fully convertible debentures	0	0	0
Total			0

Details of debentures

Class of debentures	Outstanding as at the beginning of the year	Increase during the year	Decrease during the year	Outstanding as at the end of the year
Non-convertible debentures	0	0	0	0
Partly convertible debentures	0	0	0	0
Fully convertible debentures	0	0	0	0

(v) Securities (other than shares and debentures)

0

Type of Securities	Number of Securities	Nominal Value of each Unit	Total Nominal Value	Paid up Value of each Unit	Total Paid up Value
Total					

V. *Turnover and net worth of the company (as defined in the Companies Act, 2013)

(i) Turnover

23,498,117,796

(ii) Net worth of the Company

29,666,900,000

VI. (a) *SHARE HOLDING PATTERN - Promoters

S. No.	Category	Equity		Preference	
		Number of shares	Percentage	Number of shares	Percentage
1.	Individual/Hindu Undivided Family				
	(i) Indian	997,053	0.79	0	
	(ii) Non-resident Indian (NRI)	0	0	0	
	(iii) Foreign national (other than NRI)	0	0	0	
2.	Government				
	(i) Central Government	0	0	0	
	(ii) State Government	0	0	0	
	(iii) Government companies	0	0	0	
3.	Insurance companies	0	0	0	
4.	Banks	0	0	0	
5.	Financial institutions	0	0	0	

6.	Foreign institutional investors	0	0	0	
7.	Mutual funds	0	0	0	
8.	Venture capital	0	0	0	
9.	Body corporate (not mentioned above)	56,386,722	44.67	0	
10.	Others	0	0	0	
	Total	57,383,775	45.46	0	0

Total number of shareholders (promoters)

8

(b) *SHARE HOLDING PATTERN - Public/Other than promoters

S. No.	Category	Equity		Preference	
		Number of shares	Percentage	Number of shares	Percentage
1.	Individual/Hindu Undivided Family				
	(i) Indian	35,466,493	28.09	0	
	(ii) Non-resident Indian (NRI)	2,459,664	1.95	0	
	(iii) Foreign national (other than NRI)	50	0	0	
2.	Government				
	(i) Central Government	0	0	0	
	(ii) State Government	0	0	0	
	(iii) Government companies	0	0	0	
3.	Insurance companies	239,367	0.19	0	
4.	Banks	450	0	0	
5.	Financial institutions	4,878,488	3.86	0	
6.	Foreign institutional investors	19,230,089	15.23	0	
7.	Mutual funds	1,679,216	1.33	0	
8.	Venture capital	0	0	0	
9.	Body corporate (not mentioned above)	2,631,609	2.08	0	
10.	Others Trusts, IEPF, AIF, NBFC, Clea	2,268,624	1.8	0	

	Total	68,854,050	54.53	0	0
--	--------------	------------	-------	---	---

Total number of shareholders (other than promoters) 193,621

**Total number of shareholders (Promoters+Public/
Other than promoters)** 193,629

(c) *Details of Foreign institutional investors' (FIIs) holding shares of the company 0

Name of the FII	Address	Date of Incorporation	Country of Incorporation	Number of shares held	% of shares held

**VII. *NUMBER OF PROMOTERS, MEMBERS, DEBENTURE HOLDERS
(Details, Promoters, Members (other than promoters), Debenture holders)**

Details	At the beginning of the year	At the end of the year
Promoters	8	8
Members (other than promoters)	172,541	193,621
Debenture holders	0	0

VIII. DETAILS OF DIRECTORS AND KEY MANAGERIAL PERSONNEL

(A) *Composition of Board of Directors

Category	Number of directors at the beginning of the year		Number of directors at the end of the year		Percentage of shares held by directors as at the end of year	
	Executive	Non-executive	Executive	Non-executive	Executive	Non-executive
A. Promoter	1	1	1	1	0	0
B. Non-Promoter	0	9	0	9	0	0
(i) Non-Independent	0	8	0	8	0	0
(ii) Independent	0	1	0	1	0	0
C. Nominee Directors representing	0	0	0	0	0	0
(i) Banks & FIs	0	0	0	0	0	0
(ii) Investing institutions	0	0	0	0	0	0
(iii) Government	0	0	0	0	0	0
(iv) Small share holders	0	0	0	0	0	0

(v) Others	0	0	0	0	0	0
Total	1	10	1	10	0	0

Number of Directors and Key managerial personnel (who is not director) as on the financial year end date

13

(B) (i) *Details of directors and Key managerial personnel as on the closure of financial year

Name	DIN/PAN	Designation	Number of equity share(s) held	Date of cessation (after closure of financial year : If any)
SAILESH CHIMANLAL	00128204	Managing Director	1,731	
PARUL SAILESH MEHTA	00196410	Director	1,409	
MADHUMILAN PARSHURAM	06533004	Director	1,000	
PARTHA SARATHI BHARGAVA	00329479	Director	0	
BHUWAN CHANDRA TILAK	01657366	Director	0	
SUJAL ANIL SHAH	00058019	Director	0	
VARSHA VASANT PUFAL	05288076	Director	0	
Jayesh Hirji Shah	05011160	Director	0	
Sanjay Gupta	05281731	Director	0	
Sitaram Kunte	02670899	Director	0	
Terje Bakken	10044096	Director	0	
AMITABH BHARGAVA	AACP9086F	CFO	0	31/07/2023
RITESH CHAUDHRY	ACAPC9068L	Company Secretary	5	

(ii) Particulars of change in director(s) and Key managerial personnel during the year

9

Name	DIN/PAN	Designation at the beginning / during the financial year	Date of appointment/ change in designation/ cessation	Nature of change (Appointment/ Change in designation/ Cessation)
ASHOK KUMAR PURW	00165092	Director	06/07/2022	Cessation
ALOK PERTI	00475747	Director	21/04/2022	Cessation
AMIT BISWAS	08173442	Director	21/04/2022	Cessation
Sanjay Gupta	05281731	Additional director	02/02/2023	Appointment
Sitaram Kunte	02670899	Additional director	02/02/2023	Appointment
Terje Bakken	10044096	Additional director	20/02/2023	Appointment
Jayesh Hirji Shah	05011160	Director	02/09/2022	Change in designation
BHUWAN CHANDRA T	01657366	Director	13/02/2023	Reappointment
Ritesh Chaudhry	ACAPC9068L	Company Secretar	31/03/2023	Cessation

IX. MEETINGS OF MEMBERS/CLASS OF MEMBERS/BOARD/COMMITTEES OF THE BOARD OF DIRECTORS

A. MEMBERS/CLASS /REQUISITIONED/NCLT/COURT CONVENED MEETINGS

Number of meetings held

1

Type of meeting	Date of meeting	Total Number of Members entitled to attend meeting	Attendance	
			Number of members attended	% of total shareholding
Annual General Meeting	02/09/2022	179,224	53	45.33

B. BOARD MEETINGS

*Number of meetings held

7

S. No.	Date of meeting	Total Number of directors associated as on the date of meeting	Attendance	
			Number of directors attended	% of attendance
1	25/05/2022	9	9	100
2	29/07/2022	8	6	75
3	18/10/2022	8	7	87.5
4	10/11/2022	8	7	87.5

S. No.	Date of meeting	Total Number of directors associated as on the date of meeting	Attendance	
			Number of directors attended	% of attendance
5	15/12/2022	8	7	87.5
6	02/02/2023	8	7	87.5
7	24/03/2023	11	11	100

C. COMMITTEE MEETINGS

Number of meetings held

59

S. No.	Type of meeting	Date of meeting	Total Number of Members as on the date of the meeting	Attendance	
				Number of members attended	% of attendance
1	Audit Committee	24/05/2022	4	4	100
2	Audit Committee	07/07/2022	4	3	75
3	Audit Committee	28/07/2022	4	3	75
4	Audit Committee	13/10/2022	4	4	100
5	Audit Committee	09/11/2022	4	3	75
6	Audit Committee	03/01/2023	4	4	100
7	Audit Committee	01/02/2023	4	3	75
8	Audit Committee	24/03/2023	4	4	100
9	Stakeholders Forum	05/12/2022	3	2	66.67
10	Corporate Social Responsibility	17/06/2022	3	3	100

D. *ATTENDANCE OF DIRECTORS

S. No.	Name of the director	Board Meetings			Committee Meetings			Whether attended AGM held on
		Number of Meetings which director was entitled to attend	Number of Meetings attended	% of attendance	Number of Meetings which director was entitled to attend	Number of Meetings attended	% of attendance	01/09/2023
								(Y/N/NA)
1	SAILESH CHILKOTI	7	7	100	41	41	100	Yes
2	PARUL SAILESH	7	6	85.71	44	43	97.73	Yes
3	MADHUMILAN	7	7	100	13	13	100	Yes

4	PARTHA SAR	7	6	85.71	15	14	93.33	Yes
5	BHUWAN CHA	7	5	71.43	13	9	69.23	Yes
6	SUJAL ANIL S	7	6	85.71	13	13	100	Yes
7	VARSHA VAS	7	7	100	2	2	100	Yes
8	Jayesh Hirji SI	7	6	85.71	2	2	100	Yes
9	Sanjay Gupta	1	1	100	0	0	0	Yes
10	Sitaram Kunte	1	1	100	0	0	0	Yes
11	Terje Bakken	1	1	100	0	0	0	Yes

X. *REMUNERATION OF DIRECTORS AND KEY MANAGERIAL PERSONNEL

Nil

Number of Managing Director, Whole-time Directors and/or Manager whose remuneration details to be entered

1

S. No.	Name	Designation	Gross Salary	Commission	Stock Option/ Sweat equity	Others	Total Amount
1	Sailesh C Mehta	Chairman & Mar	42,603,848	0	0	27,263,108	69,866,956
	Total		42,603,848	0	0	27,263,108	69,866,956

Number of CEO, CFO and Company secretary whose remuneration details to be entered

2

S. No.	Name	Designation	Gross Salary	Commission	Stock Option/ Sweat equity	Others	Total Amount
1	Amitabh Bhargava	Chief Financial C	31,515,581	0	0	16,008,862	47,524,443
2	Ritesh Chaudhry	Company Secre	5,734,054	0	0	2,919,856	8,653,910
	Total		37,249,635	0	0	18,928,718	56,178,353

Number of other directors whose remuneration details to be entered

13

S. No.	Name	Designation	Gross Salary	Commission	Stock Option/ Sweat equity	Others	Total Amount
1	PARUL SAILESH M	Director	0	1,000,000	0	510,000	1,510,000
2	MADHUMILAN PAF	Director	0	1,000,000	0	1,195,000	2,195,000
3	PARTHA SARATHI	Director	0	1,000,000	0	1,160,000	2,160,000
4	BHUWAN CHANDF	Director	0	5,000,000	0	895,000	5,895,000
5	SUJAL ANIL SHAH	Director	0	2,000,000	0	1,170,000	3,170,000

S. No.	Name	Designation	Gross Salary	Commission	Stock Option/ Sweat equity	Others	Total Amount
6	VARSHA VASANT	Director	0	2,000,000	0	695,000	2,695,000
7	Jayesh Hirji Shah	Director	0	3,000,000	0	590,000	3,590,000
8	Sanjay Gupta	Additional Director	0	500,000	0	75,000	575,000
9	Sitaram Kunte	Additional Director	0	2,500,000	0	135,000	2,635,000
10	Terje Bakken	Additional Director	0	1,000,000	0	135,000	1,135,000
11	ASHOK KUMAR PUL	Director	0	500,000	0	105,000	605,000
12	ALOK PERTI	Director	0	500,000	0	0	500,000
13	AMIT BISWAS	Director	0	400,000	0	0	400,000
	Total		0	20,400,000	0	6,665,000	27,065,000

XI. MATTERS RELATED TO CERTIFICATION OF COMPLIANCES AND DISCLOSURES

* A. Whether the company has made compliances and disclosures in respect of applicable provisions of the Companies Act, 2013 during the year Yes No

B. If No, give reasons/observations

Pursuant to section 124 read with clause (a) of Sub rule (3) of Rule 6 of Investor Education and Protection Fund Authority (Accounting, Audit, Transfer and Refund) Rules, 2016, the publication of notice in newspaper regarding transfer of equity shares to IEPF have been made beyond the time

XII. PENALTY AND PUNISHMENT - DETAILS THEREOF

(A) DETAILS OF PENALTIES / PUNISHMENT IMPOSED ON COMPANY/DIRECTORS /OFFICERS Nil

Name of the company/ directors/ officers	Name of the court/ concerned Authority	Date of Order	Name of the Act and section under which penalised / punished	Details of penalty/ punishment	Details of appeal (if any) including present status

(B) DETAILS OF COMPOUNDING OF OFFENCES Nil

Name of the company/ directors/ officers	Name of the court/ concerned Authority	Date of Order	Name of the Act and section under which offence committed	Particulars of offence	Amount of compounding (in Rupees)

XIII. Whether complete list of shareholders, debenture holders has been enclosed as an attachment

Yes No

(In case of 'No', submit the details separately through the method specified in instruction kit)

XIV. COMPLIANCE OF SUB-SECTION (2) OF SECTION 92, IN CASE OF LISTED COMPANIES

In case of a listed company or a company having paid up share capital of Ten Crore rupees or more or turnover of Fifty Crore rupees or more, details of company secretary in whole time practice certifying the annual return in Form MGT-8.

Name

Sridhar Mudaliar

Whether associate or fellow

Associate Fellow

Certificate of practice number

2664

I/We certify that:

- (a) The return states the facts, as they stood on the date of the closure of the financial year aforesaid correctly and adequately.
(b) Unless otherwise expressly stated to the contrary elsewhere in this Return, the Company has complied with all the provisions of the Act during the financial year.

Declaration

I am Authorised by the Board of Directors of the company vide resolution no. ... dated

(DD/MM/YYYY) to sign this form and declare that all the requirements of the Companies Act, 2013 and the rules made thereunder in respect of the subject matter of this form and matters incidental thereto have been complied with. I further declare that:

1. Whatever is stated in this form and in the attachments thereto is true, correct and complete and no information material to the subject matter of this form has been suppressed or concealed and is as per the original records maintained by the company.
2. All the required attachments have been completely and legibly attached to this form.

Note: Attention is also drawn to the provisions of Section 447, section 448 and 449 of the Companies Act, 2013 which provide for punishment for fraud, punishment for false statement and punishment for false evidence respectively.

To be digitally signed by

Director

SAILESH
CHIMANLA
L MEHTA
Digitally signed by
SAILESH
CHIMANLA MEHTA
Date: 2023.12.01
15:01:17 +0530

DIN of the director

00128204

To be digitally signed by

GAURAV
UMAKANT
MUNOLI
Digitally signed by
GAURAV UMAKANT
MUNOLI
Date: 2023.12.01
15:02:08 +0530

Company Secretary

Company secretary in practice

Membership number

24931

Certificate of practice number

Attachments

- 1. List of share holders, debenture holders
- 2. Approval letter for extension of AGM;
- 3. Copy of MGT-8;
- 4. Optional Attachement(s), if any

Attach
Attach
Attach
Attach

List of attachments

Board and Committee meetings.pdf
Net worth.pdf
Turnover.pdf
Note on number pf Shareholders.pdf
Atendance AKP.pdf
DFPCL_MGT-8.pdf

Remove attachment

Modify

Check Form

Prescrutiny

Submit

This eForm has been taken on file maintained by the Registrar of Companies through electronic mode and on the basis of statement of correctness given by the company

Form No. MGT- 8

[Pursuant to Section 92 (2) of the Companies Act, 2013 and Rule 11 & 12 of Companies (Management and Administration) Amendment Rules, 2014]

CERTIFICATE BY A COMPANY SECRETARY IN PRACTICE

We have examined the registers, records, books and papers of **Deepak Fertilisers and Petrochemicals Corporation Limited** (CIN: L24121MH1979PLC021360) as required to be maintained under the Companies Act, 2013 ("the Act") and the rules made thereunder for the financial year ended on March 31, 2023. In our opinion and to the best of our information and according to the examinations carried out by us and explanations furnished to us by the Company, its officers and agents, we certify that:

- A. The Annual Return states the facts as at the close of the aforesaid financial year correctly and adequately.
- B. During the aforesaid financial year:
1. The Company has complied with the provisions of the Act and rules made thereunder in respect of its status under the Act;
 2. The Company has maintained the registers/records as required under the Act and made entries therein within the time prescribed therefor;
 3. *Subject to our comment in Note A (i) below*, the Company has filed forms and returns wherever required under the Act with the Registrar of Companies, Regional Director and Central Government generally within the prescribed time and in case of delay additional fees have been paid;
 4. The Company has complied with the provisions of the Act for calling/convening/holding meetings of Board of Directors, its committees and the meeting of the members of the Company as stated in the annual return in respect of which meetings, proper notices were given and the proceedings including the circular resolutions have been properly recorded in the Minute Books/registers maintained for the purpose and the same have been duly signed. Further, no resolution was passed by postal ballot, however, notice of postal ballot was sent to the shareholders on March 30, 2023;
 5. The Company has closed the Register of Members in compliance with the provisions of the Act & the rules made thereunder;
 6. The Company has provided advances or loans to its wholly owned subsidiaries and guarantees on behalf of subsidiaries to banks in compliance with the provisions of Section 185 of the Act;

7. The Related Party Transactions of the Company are in compliance with the provisions Section 188 of the Act and the rules made thereunder;
8. (i) The Securities Issue Committee of the Company at its meeting held on September 01, 2022, has approved the allotment in dematerialised form of 56,44,877 equity shares of face value of Rs.10 each to International Finance Corporation pursuant to the conversion of second tranche of Foreign Currency Convertible Bonds issued to them on September 30, 2020;

(ii) The Company has complied with the provisions of the Act for transmission of Securities and issue of security certificates/ letter of confirmation for the said instances;

(iii) The Company has not transferred any securities in physical form and there were no instances of buy back of securities/ redemption of preference shares or debentures/ reduction of share capital;
9. There were no instances necessitating the Company to keep in abeyance the rights to dividend, rights shares and bonus shares pending registration of transfer of shares as required under the provisions of the Act;
10. *Subject to our comment in Note A (ii) below*, the Company has declared and paid dividend in compliance with the provisions of the Act and has transferred the unpaid/ unclaimed dividend to the Investor Education and Protection Fund in compliance with the provisions of Section 125 of the Act;
11. The audited financial statement of the Company for the Financial Year ended on March 31, 2022 and report of Board of Directors are signed in compliance with the provisions of Section 134 of the Act;
12. The Company has complied with the provisions of the Act regarding constitution/ appointment/ re-appointments/ retirement, disclosures of the Directors, Key Managerial Personnel and the remuneration paid to them;
13. The appointment of statutory auditors of the Company is in compliance with the provisions of Section 139 of the Act;
14. The Company was not required to take any approval from the Central Government, Tribunal, Regional Director, Registrar, Court or such other authorities under the various provisions of the Act;
15. The Company has not accepted deposits from public within the meaning of Sections 73 to 76 of the Act and there was no renewal/ repayment of deposits;
16. The Company has existing borrowings from Banks and Financial Institutions. It has not borrowed from its directors, members or others. Further there were no instances of creation/modification/satisfaction of charge during the year;
17. The Company has complied with the provisions of the Act for loans and investments or guarantees given to other bodies corporate or persons falling under the provisions of Section 186 of the Act;




18. The Company has not altered the provisions of the Memorandum and Articles of Association of the Company.

Note A :

- i) *Certain E-Forms which were to be filed with Ministry of Corporate Affairs (MCA) could not be filed till the close of the financial year due to technical glitches on the website of MCA.*
- ii) *Pursuant to section 124 read with clause (a) of Sub rule (3) of Rule 6 of Investor Education and Protection Fund Authority (Accounting, Audit, Transfer and Refund) Rules, 2016, the publication of notice in newspaper regarding transfer of equity shares to IEPF have been made beyond the time prescribed therefor in case of Interim Dividend declared on March 11, 2016.*
- iii) *This certificate is to be read with letter of even date by the Practicing Company Secretary, which is annexed as **Annexure A** and forms an integral part of this certificate.*

For SVD & Associates

Company Secretaries





Sridhar Mudaliar

Partner

FCS No: 6156

CP No: 2664

Date: December 1, 2023

Place: Pune

Peer Review No: 669/2020

UDIN: F006156E002771688

'Annexure A to Form MGT-8'

To,

Deepak Fertilisers and Petrochemicals Corporation Limited

Our Certification on the Annual Return (Form MGT- 8) of even date is to be read along with this letter.

Management's Responsibility

1. It is the responsibility of the management of the Company to maintain secretarial records, devise proper systems to ensure compliance with the provisions of all applicable laws and regulations and to ensure that the systems are adequate and operate effectively.

Auditor's Responsibility


2. We have followed the audit practices and process as were appropriate to obtain reasonable assurance about the correctness of the Secretarial records. The verification was done to ensure that correct facts are reflected in the Annual Return (Form MGT-7). We believe that the process and practices followed provide a reasonable basis for our opinion.
3. The Compliance of the provisions of the Companies Act, 2013 rules, regulations, and standards is the responsibility of management. Our examination was limited to the verification of records.
4. We have relied on the documents and evidences provided physically and through electronic mode.
5. Wherever required, we have obtained the management's representation about the compliance of laws, rules and regulations and happening of events, etc.

Disclaimer

6. This certificate is neither an assurance as to the future viability of the Company nor of the efficacy or effectiveness with which the management has conducted the affairs of the Company.
7. We have not verified the correctness and appropriateness of financial records and books of accounts of the Company.

For SVD & Associates

Company Secretaries





Sridhar Mudaliar

Partner

FCS No: 6156

CP No: 2664

Date: December 1, 2023

Place: Pune

Peer Review No: 669/2020

UDIN: F006156E002771688



TO WHOM SO EVER IT MAY CONCERN					
IX	MEETINGS OF MEMBERS / CLASS MEMBERS / BOARD / COMMITTEES / OF THE BOARD OF DIRECTORS				
C	COMMITTEE MEETINGS				
Sr/ No/	Type of Meeting	Date of Meeting	Total Number of Members as on the date of the meeting	Number of members attended	% of attendance
Board Meetings					
1.	Board Meeting	25/05/2022	9	9	100.00
2.	Board Meeting	29/07/2022	8	6 (LOA SS, BCT)	75.00
3.	Board Meeting	18/10/2022	8	7 (LOA JS)	87.50
4.	Board Meeting	10/11/2022	8	7 (LOA BCT)	87.50
5.	Board Meeting	15/12/2022	8	7 (LOA PSM)	87.50
6.	Board Meeting	02/02/2023	8	7 (LOA PB)	87.50
7.	Board Meeting	24/03/2023	11	11	100.00
Audit Committee Meetings					
8.	Audit Committee	24/05/2022	4	4	100.00
9.	Audit Committee	07/07/2022	4	3 (LOA BCT)	75.00
10.	Audit Committee	28/07/2022	4	3 (LOA BCT)	75.00
11.	Audit Committee	13/10/2022	4	4	100.00
12.	Audit Committee	09/11/2022	4	3 (LOA BCT)	75.00
13.	Audit Committee	03/01/2023	4	4	100.00
14.	Audit Committee	01/02/2023	4	3 (LOA PB)	75.00
15.	Audit Committee	24/03/2023	4	4	100.00
Stakeholders Relationship Committee Meeting					
16.	Stakeholders Relationship Committee	5/12/2022	3	2 (LOA PSM)	66.67
Corporate Social Responsibility Committee Meetings					
17.	Corporate Social Responsibility Committee	17/06/2022	3	3	100.00
18.	Corporate Social Responsibility Committee	23/03/2023	3	3	100.00
Manufacturing and Operations Review Committee Meetings					
19.	Manufacturing and Operations Review Committee	07/07/2022	2	2	100.00



20.	Manufacturing and Operations Review Committee	05/12/2022	2	2	100.00
Nomination and Remuneration Committee Meetings					
21.	Nomination and Remuneration Committee	25/05/2022	3	3	100.00
22.	Nomination and Remuneration Committee	02/02/2023	3	3	100.00
Risk Management Committee Meetings					
23.	Risk Management Committee	25/05/2022	3	3	100.00
24.	Risk Management Committee	10/11/2022	3	2 (LOA BCT)	66.67
Securities Issue Committee Meeting					
25.	Securities Issue Committee	01/09/2022	3	3	100.00
Share Debenture Transfer Committee Meetings					
26.	Share Debenture Transfer Committee	04/04/2022	5	5	100.00
27.	Share Debenture Transfer Committee	11/04/2022	5	5	100.00
28.	Share Debenture Transfer Committee	18/04/2022	5	5	100.00
29.	Share Debenture Transfer Committee	02/05/2022	5	5	100.00
30.	Share Debenture Transfer Committee	09/05/2022	5	5	100.00
31.	Share Debenture Transfer Committee	16/05/2022	5	5	100.00
32.	Share Debenture Transfer Committee	23/05/2022	5	5	100.00
33.	Share Debenture Transfer Committee	06/06/2022	5	5	100.00
34.	Share Debenture Transfer Committee	13/06/2022	5	5	100.00
35.	Share Debenture Transfer Committee	20/06/2022	5	5	100.00
36.	Share Debenture Transfer Committee	04/07/2022	5	5	100.00
37.	Share Debenture Transfer Committee	11/07/2022	5	5	100.00
38.	Share Debenture Transfer Committee	25/07/2022	5	5	100.00
39.	Share Debenture Transfer Committee	01/08/2022	5	5	100.00



40.	Share Debenture Transfer Committee	08/08/2022	5	5	100.00
41.	Share Debenture Transfer Committee	16/08/2022	5	5	100.00
42.	Share Debenture Transfer Committee	29/08/2022	5	5	100.00
43.	Share Debenture Transfer Committee	05/09/2022	5	5	100.00
44.	Share Debenture Transfer Committee	19/09/2022	5	5	100.00
45.	Share Debenture Transfer Committee	26/09/2022	5	5	100.00
46.	Share Debenture Transfer Committee	03/10/2022	5	5	100.00
47.	Share Debenture Transfer Committee	10/10/2022	5	5	100.00
48.	Share Debenture Transfer Committee	17/10/2022	5	5	100.00
49.	Share Debenture Transfer Committee	25/10/2022	5	5	100.00
50.	Share Debenture Transfer Committee	31/10/2022	5	5	100.00
51.	Share Debenture Transfer Committee	14/11/2022	5	5	100.00
52.	Share Debenture Transfer Committee	21/11/2022	5	5	100.00
53.	Share Debenture Transfer Committee	28/11/2022	5	5	100.00
54.	Share Debenture Transfer Committee	05/12/2022	5	5	100.00
55.	Share Debenture Transfer Committee	12/12/2022	5	5	100.00
56.	Share Debenture Transfer Committee	19/12/2022	5	5	100.00
57.	Share Debenture Transfer Committee	02/01/2023	5	5	100.00
58.	Share Debenture Transfer Committee	16/01/2023	5	5	100.00
59.	Share Debenture Transfer Committee	23/01/2023	5	5	100.00
60.	Share Debenture Transfer Committee	30/01/2023	5	5	100.00
61.	Share Debenture Transfer Committee	06/02/2023	5	5	100.00
62.	Share Debenture Transfer Committee	08/02/2023	5	5	100.00
63.	Share Debenture Transfer Committee	13/02/2023	5	5	100.00



64.	Share Debenture Transfer Committee	27/02/2023	5	5	100.00
65.	Share Debenture Transfer Committee	06/03/2023	5	5	100.00
66.	Share Debenture Transfer Committee	29/03/2023	5	5	100.00

**For Deepak Fertilisers
And Petrochemicals Corporation Limited**

**Gaurav Munoli
Company Secretary
M. No. 24931**





Attendance of Mr. Ashok Kumar Purwaha who ceased to be a director on 6th July, 2022

Sr. No.	Name of the Director	Board Meetings			Committee Meetings			Whether attended the AGM held on
		Number of Meetings which director was entitled to attend	Number of Meetings attended	% of attendance	Number of Meetings which director was entitled to attend	Number of Meetings attended	% of attendance	01/09/2023 (Y/N/NA)
12	Ashok Kumar Purwaha	1	1	100	Nil	Nil	NA	NA

For Deepak Fertilisers
And Petrochemicals Corporation Limited


Gaurav Munoli
Company Secretary
M.No.24931






NET WORTH OF THE COMPANY AS ON 31ST MARCH, 2023

Sr. No.	Particulars		Amount (In Rupees)
(a)	(i)	Paid up share capital	1,26,23,78,250
	(ii)	Free reserves	18,45,64,48,092
	(iii)	Securities Premium Account	9,94,80,73,658
(b)	(i)	Accumulated Loss	-
	(ii)	Balance of deferred revenue expenditure	-
	(iii)	Accumulated unprovided depreciation	-
	(iv)	Miscellaneous expense and preliminary expenses	-
	(v)	Other intangible assets	-
(c)	Net worth (a) - (b)		29,66,69,00,000

For Deepak Fertilisers
And Petrochemicals Corporation Limited


Gaurav Munoli
Company Secretary
M. No. 24931





The Turnover of the Company (for the purpose of MGT-7) as on March 31, 2023 is Rs. 23,49,81,17,796 and the break-up of the same as per Activity Code is provided below:

Sr No	Main Activity group code	Business Activity code	Amount in Lakhs	% of Turnover of the Company
1	C	C6	21,03,34,75,213	89.51
2	G	G1	2,31,29,63,356	9.84
4	L	L1	15,16,79,226	0.65
		Total	23,49,81,17,796	100.00

For Deepak Fertilisers
And Petrochemicals Corporation Limited


Gaurav Munoli
Company Secretary
M.No.24931





Please note that the number of shareholders mentioned in the e-form MGT-7 are grouped on PAN basis.

**For Deepak Fertilisers
And Petrochemicals Corporation Limited**

Gaurav Munoli
Company Secretary
M.No.24931



DEEPAK FERTILISERS AND PETROCHEMICALS CORPN. LTD
List of Foreign Institutional Investors as on 31/03/2023

SLNO	DPID	FOLIO/CL-ID	NAME/JOINT NAME(S)	ADDRESS	COUNTRY OF INCORPORATION	REGN. NO WITH SEBI	HOLDING	% TO EQT
1	IN300167	10020915	SMALLCAP WORLD FUND, INC	6455 IRVINE CENTER DRIVE IRVINE CALIFORNIA	UNITED STATES OF AMERICA	INUSFP026316	6235943	4.94
2	IN300054	10060754	INTERNATIONAL FINANCE CORPORATION	2121 Pennsylvania Avenue NW Washington DC		INUSFP051914	4869188	3.86
3	IN301799	10088827	BNP PARIBAS ARBITRAGE - ODI	1 RUE LAFFITTE PARIS		INFRFP006620	1958043	1.55
4	IN300054	10076881	GOVERNMENT PENSION FUND GLOBAL	Bankplassen 2 P O Box 1179 Sentrum Oslo 0107	NORWAY	INNOFP130516	1686310	1.34
5	IN300054	10114525	CASSINI PARTNERS, L.P. MANAGED BY HABROK CAPITAL M ANAGEMENT LLP	251 Little Falls Drive Wilmington Delaware		INUSFP052921	1060830	0.84
6	IN303438	10016654	VANGUARD EMERGING MARKETS STOCK INDEX FUND, A SERIES OF VANGUARD INTERNATIONAL EQUITY INDEX FUNDS	100 VANGUARD BOULEVARD MALVERN PA	UNITED STATES OF AMERICA	INUSFP068617	994466	0.79
7	IN303438	10003257	VANGUARD TOTAL INTERNATIONAL STOCK INDEX FUND	100 VANGUARD BOULEVARD MALVERN PA	UNITED STATES OF AMERICA	INUSFP101917	845078	0.67
8	IN300054	10109289	ISHARES CORE MSCI EMERGING MARKETS ETF	400 HOWARD STREET SAN FRANCISCO CA 94105		INUSFP038819	654104	0.52
9	IN300054	10013410	EMERGING MARKETS CORE EQUITY PORTFOLIO (THE PORTFOLIO) OF DFA INVESTMENT DIMENSIONS GROUP INC. (DFAI DG)	6300 Bee Cave Road Building One Austin Texas 78746 USA	UNITED STATES OF AMERICA	INUSFP031416	576784	0.46
10	IN303438	10020249	VANGUARD FIDUCIARY TRUST COMPANY INSTITUTIONAL TOTAL INTERNATIONAL STOCK MARKET INDEX TRUST II	100 VANGUARD BOULEVARD MALVERN PENNSYLVANIA		INUSFP012120	379822	0.30
11	IN300054	10040054	DIMENSIONAL EMERGING MARKETS VALUE FUND	6300 Bee Cave Road Building One Austin Texas 78746 USA	UNITED STATES OF AMERICA	INUSFP033716	309410	0.25
12	IN300054	10116762	238 PLAN ASSOCIATES LLC	ONE BROADWAY 9TH FLOOR SUITE 200 CAMBRIDGE MA		INUSFP012319	256971	0.20
13	IN301524	30050855	MARVAL GURU FUND	77 SUITE 4545 KING STREET WEST TORONTO		INCAFP035219	250000	0.20
14	IN300167	10059172	VANGUARD FTSE ALL-WORLD EX-US SMALL-CAP INDEXFUND	100 VANGUARD BOULEVARD MALVERN PA	UNITED STATES OF AMERICA	INUSFP067617	237663	0.19
15	IN303438	10016687	EMERGING MARKETS SMALL CAPITALIZATION EQUITY INDEX NON-LENDABLE FUND	400 HOWARD STREET SAN FRANCISCO CA 94105	UNITED STATES OF AMERICA	INUSFP172617	198633	0.16
16	IN300054	10013268	THE EMERGING MARKETS SMALL CAP SERIES OF THE DFA INVESTMENT TRUST COMPANY	6300 Bee Cave Road Building One Austin Texas 78746 USA	UNITED STATES OF AMERICA	INUSFP033916	187415	0.15
17	IN300142	20774577	CITY OF NEW YORK GROUP TRUST	ONE CENTRE STREET NEW YORK NY 10007 2341	UNITED STATES OF AMERICA	INUSFP213516	184819	0.15

18	IN300142	10775926	LIONGLOBAL INVESTMENT FUNDS - LIONGLOBAL INDIA FUN D	10 MARINA BOULEVARD 48-01 MARINA BAY FINANCIAL CENTRE TOWER 2 SINGAPORE		INSGFP052218	182800	0.14
19	IN300142	20771778	CALIFORNIA STATE TEACHERS RETIREMENT SYSTEM - AQR CAPITAL MANAGEMENT, LLC 1	100 WATERFRONT PLACE WEST SACRAMENTO CA		INUSFP000920	154259	0.12
20	IN300054	10099516	AB SICAV I - INDIA GROWTH PORTFOLIO	44653 rue Eugene Ruppert		INLUFP020318	143445	0.11
21	IN300142	20774585	CALIFORNIA PUBLIC EMPLOYEES' RETIREMENT SYSTEM	400 Q STREET LPE ROOM 4800 SACRAMENTO CA	UNITED STATES OF AMERICA	INUSFP111015	132954	0.11
22	IN303438	10017116	EMERGING MARKETS SMALL CAPITALIZATION EQUITY INDEX FUND	400 HOWARD STREET SAN FRANCISCO CA 94105	UNITED STATES OF AMERICA	INUSFP176217	129601	0.10
23	IN303438	10006004	ABU DHABI INVESTMENT AUTHORITY - MONSOON	211 CORNICHE STREET PO BOX 3600 ABU DHABI	UNITED ARAB EMIRATES	INUEFP010817	123053	0.10
24	IN300142	20772391	STATE STREET GLOBAL SMALL CAP EQUITY EX-U.S. INDEX NON- LENDING SERIES FUND	ONE LINCOLN STREET BOSTON MA	UNITED STATES OF AMERICA	INUSFP023316	118393	0.09
25	IN300167	10159933	AMERICAN CENTURY ETF TRUST-AVANTIS EMERGING MARKET S EQUITY ETF	4500 MAIN STREET KANSAS CITY MISSOURI		INUSFP083219	106512	0.08
26	IN300167	10032042	SANFORD C. BERNSTEIN FUND INC. EMERGING MARKETS PO RTFOLIO	1345 AVENUE OF THE AMERICAS NEW YORK NY 10105	UNITED STATES OF AMERICA	INUSFP224815	91774	0.07
27	IN300142	20772383	STATE STREET EMERGING MARKETS SMALL CAP ACTIVE NON - LENDING QIB COMMON TRUST FUND	ONE LINCOLN STREET BOSTON MA	UNITED STATES OF AMERICA	INUSFP034816	89223	0.07
28	IN300054	10105204	ISHARES CORE MSCI EM IMI UCITS ETF	JP MORGAN HOUSE IFSC DUBLIN 1	IRELAND	INIRFP073415	85550	0.07
29	IN300054	10102206	WISDOMTREE INDIA INVESTMENT PORTFOLIO, INC.	C/O CIM GLOBAL BUSINESS 33 EDITH CAVELL STREET PORT LOUIS	MAURITIUS	INMUFP080015	80301	0.06
30	IN303173	20360908	AEQUITAS INDIA FUND OEIC LTD	Unit 02 Level 7 Currency Tower 2 Dubai International Financial Centre Dubai Dubai		INUEFP007922	80000	0.06
31	IN300054	10019445	NATIONAL RAILROAD RETIREMENT INVESTMENT TRUST	2001 K Street NW Suite 1100 Washington DC	UNITED STATES OF AMERICA	INUSFP006016	78300	0.06
32	IN300054	10106287	AXA ROSENBERG EQUITY ALPHA TRUST - AXA ROSENBERG A LL COUNTRY ASIA PACIFIC EX-JAPAN SMALL CAP ALPHA F UND	78 SIR JOHN ROGERSONS QUAY DUBLIN 2		INIRFP064218	71362	0.06
33	IN301799	10086198	UNIVERSAL-INVESTMENT-GESELLSCHAFT MBH ON BEHALF OF BAYVK A3-FONDS	THEODOR-HEUSS-ALLE 70 60486 FRANKFURT AM MAIN		INGEFP014018	67974	0.05
34	IN300054	10118856	DIMENSIONAL EMERGING MARKETS CORE EQUITY 2 ETF OF DIMENSIONAL ETF TRUST	251 Little Falls Drive New Castle County Wilmington Delaware		INUSFP017622	65375	0.05
35	IN300054	10109248	ISHARES MSCI INDIA SMALL-CAP ETF	400 HOWARD STREET SAN FRANCISCO CA 94105		INUSFP036219	63924	0.05

36	IN300054	10112036	DIMENSIONAL EMERGING CORE EQUITY MARKET ETF OF DIMENSIONAL ETF TRUST	251 Little Falls Drive New Castle County Wilmington Delaware		INUSFP082720	55831	0.04
37	IN300054	10118830	DIMENSIONAL EMERGING MARKETS VALUE ETF OF DIMENSIONAL ETF TRUST	251 Little Falls Drive New Castle County Wilmington Delaware		INUSFP017322	54828	0.04
38	IN300054	10085015	NORTHERN TRUST COLLECTIVE EMERGING MARKETS SMALL CAP INDEX FUND- NON LENDING	50 S LaSalle Street Chicago Illinois	UNITED STATES OF AMERICA	INUSFP095215	52081	0.04
39	IN300167	10049693	COLLEGE RETIREMENT EQUITIES FUND - STOCK ACCOUNT	730 THIRD AVENUE NEW YORK NEW YORK	UNITED STATES OF AMERICA	INUSFP083617	48522	0.04
40	IN303438	10018480	VANGUARD FIDUCIARY TRUST COMPANY INSTITUTIONAL TOTAL INTERNATIONAL STOCK MARKET INDEX TRUST	100 VANGUARD BOULEVARD MALVERN PENNSYLVANIA		INUSFP022719	48015	0.04
41	IN300142	20772123	SPDR PORTFOLIO EMERGING MARKETS ETF	STATE STREET FINANCIAL CENTER ONE LINCOLN STREET BOSTON MA	UNITED STATES OF AMERICA	INUSFP131416	47867	0.04
42	IN303438	10021660	QUADRATURE CAPITAL VECTOR SP LIMITED	Suite #7 Grand Pavilion Commercial Centre 802 West Bay Road P.O. Box 10250 Grand Caym		INCYFP003521	43546	0.03
43	IN300142	20772140	SPDR S&P EMERGING MARKETS SMALL CAP ETF	ONE LINCOLN STREET BOSTON MA	UNITED STATES OF AMERICA	INUSFP131616	42711	0.03
44	IN300167	10100587	EMERGING MARKETS VALUE FUND OF DIMENSIONAL FUNDS PLC	25/28 NORTH WALL QUAY DUBLIN 1	IRELAND	INIRFP027616	35925	0.03
45	IN300054	10004380	GMO EMERGING MARKETS FUND, A SERIES OF GMO TRUST	40 Rowes Wharf Boston	UNITED STATES OF AMERICA	INUSFP132616	34425	0.03
46	IN300054	10115788	DIMENSIONAL WORLD EX U.S. CORE EQUITY 2 ETF OF DIMENSIONAL ETF TRUST	251 Little Falls Drive New Castle County Wilmington Delaware		INUSFP061421	33544	0.03
47	IN300054	10017712	EMERGING MARKETS SOCIAL CORE EQUITY PORTFOLIO OF DFA INVESTMENT DIMENSIONS GROUP INC.	6300 Bee Cave Road Building One Austin Texas 78746 USA	UNITED STATES OF AMERICA	INUSFP031516	33488	0.03
48	IN300167	10131681	FLORIDA RETIREMENT SYSTEM - AQR CAPITAL MANAGEMENT , LLC	1801 HERMITAGE BLVD SUITE 100 TALLAHASSEE FLORIDA	UNITED STATES OF AMERICA	INUSFP207315	33279	0.03
49	IN303438	10014327	BVK PERSONALVORSORGE DES KANTONS ZURICH	STAMPFENBACHSTRASSE 63 8006 ZURICH	SWITZERLAND	INCHFP113016	33071	0.03
50	IN300167	10156689	EMERGING MARKETS CORE EQUITY FUND OF DIMENSIONAL FUNDS ICVC	20 Triton Street Regents Place London NW1 3BF U K	UNITED KINGDOM	INUKFP032216	32431	0.03
51	IN300167	10047358	VANGUARD TOTAL WORLD STOCK INDEX FUND	100 VANGUARD BOULEVARD MALVERN PA	UNITED STATES OF AMERICA	INUSFP067417	32049	0.03
52	IN300167	10021055	ALASKA PERMANENT FUND	801 WEST 10TH STREET JUNEAU ALASKA	UNITED STATES OF AMERICA	INUSFP117816	29931	0.02
53	IN300054	10105735	ISHARES MSCI GLOBAL AGRICULTURE PRODUCERS ETF	400 HOWARD STREET SAN FRANCISCO CA 94105		INUSFP253217	27459	0.02
54	IN300054	10090210	FIDELITY SALEM STREET TRUST FIDELITY TOTAL INTERNATIONAL INDEX FUND	245 Summer Street Boston Massachusetts	UNITED STATES OF AMERICA	INUSFP150116	27452	0.02

55	IN303438	10017905	ROBECO CAPITAL GROWTH FUNDS - ROBECO QI EMERGING MARKETS ACTIVE EQUITIES	11-13 BOULEVARD DE LA FOIRE 1528 LUXEMBOURG		INLUF232615	25458	0.02
56	IN300054	10109264	ISHARES MSCI EMERGING MARKETS SMALL-CAP ETF	400 HOWARD STREET SAN FRANCISCO CA 94105		INUSFP038719	24176	0.02
57	IN300142	20772439	STATE STREET MSCI EMERGING MARKETS SMALL CAP INDEX SECURITIES LENDING FUND	ONE LINCOLN STREET BOSTON MA	UNITED STATES OF AMERICA	INUSFP022916	21616	0.02
58	IN300142	20772422	STATE STREET MSCI EMERGING MARKETS SMALL CAP INDEX NON-LENDING COMMON TRUST FUND	ONE LINCOLN STREET BOSTON MA	UNITED STATES OF AMERICA	INUSFP022816	20160	0.02
59	IN300054	10074905	WORLD EX U.S. CORE EQUITY PORTFOLIO OF DFA INVESTMENT DIMENSIONS GROUP INC.	6300 Bee Cave Road Building One Austin Texas 78746 USA	UNITED STATES OF AMERICA	INUSFP031716	19971	0.02
60	IN303438	10015268	ABU DHABI INVESTMENT AUTHORITY - XENON	211 CORNICHE STREET P O BOX 3600 ABU DHABI	UNITED ARAB EMIRATES	INUEFP051617	19426	0.02
61	IN300054	10088587	FIAM GROUP TRUST FOR EMPLOYEE BENEFIT PLANS: FIAM EMERGING MARKETS EQUITY SMALL CAP COMMINGLED POOL	900 Salem Street Smithfield Rhode Island	UNITED STATES OF AMERICA	INUSFP241015	18668	0.01
62	IN300167	10081087	MV SCIF MAURITIUS	C/O MULTICONSULT LIMITED ROGER HOUSE 5 PRESIDENT KENNEDY STREET PORT LOUIS	MAURITIUS	INMUF003417	18588	0.01
63	IN300142	10779541	PUBLIC EMPLOYEES RETIREMENT SYSTEM OF OHIO	277 EAST TOWN STREET COLUMBUS OH 43215 USA	UNITED STATES OF AMERICA	INUSFP130016	17700	0.01
64	IN300054	10032536	CITY OF LOS ANGELES FIRE AND POLICE PENSION PLAN	360 E Second Street Suite 600 Los Angeles CA		INUSFP065214	16286	0.01
65	IN300054	10097678	EMERGING MARKETS SUSTAINABILITY CORE 1 PORTFOLIO	6300 BEE CAVE ROAD BUILDING ONE		INUSFP024018	15981	0.01
66	IN300054	10067527	DFA AUSTRALIA LIMITED AS RESPONSIBLE ENTITY FOR DIMENSIONAL EMERGING MARKETS VALUE TRUST	Level 43 1 Macquarie Place Sydney NSW	AUSTRALIA	INAUFP032116	15730	0.01
67	IN300054	10105132	ISHARES MSCI EM SMALL CAP UCITS ETF	JP MORGAN HOUSE IFSC DUBLIN 1	IRELAND	INIRFP257116	15387	0.01
68	IN300167	10100511	EMERGING MARKETS TARGETED VALUE FUND OF THE DIMENSIONAL FUNDS II PUBLIC LIMITED COMPANY	25/28 NORTH WALL QUAY DUBLIN I	IRELAND	INIRFP027716	15313	0.01
69	IN300142	10783250	AMERICAN CENTURY ETF TRUST-AVANTIS EMERGING MARKETS VALUE ETF	4500 MAIN STREET KANSAS CITY KANSAS CITY MO MISSOURI		INUSFP100121	14955	0.01
70	IN300054	10074841	WORLD EX U.S. TARGETED VALUE PORTFOLIO OF DFA INVESTMENT DIMENSIONS GROUP INC.	6300 Bee Cave Road Building One Austin Texas 78746 USA	UNITED STATES OF AMERICA	INUSFP021616	14127	0.01
71	IN300054	10116787	EMERGING MARKETS EX CHINA CORE EQUITY PORTFOLIO OF DFA INVESTMENT DIMENSIONS GROUP INC.	Suite 820 7 St. Paul Street Baltimore Maryland		INUSFP080421	13982	0.01
72	IN300142	10771310	CUSTODY BANK OF JAPAN, LTD. RE: SMTB AXA IM EMERGING SMALL CAP EQUITY MOTHER FUND	8 12 HARUMI 1 CHOME CHUO KU TOKYO JAPAN		INJFP087819	13369	0.01

73	IN300167	10153025	STATE STREET GLOBAL ADVISORS LUXEMBOURG SICAV - STATE STREET EMERGING MARKETS SMALL CAP ESG SCREENED EQUITY FUND	49 AVENUE JF KENNEDY		INLUPF077618	13033	0.01
74	IN301524	10090603	GOLDMAN SACHS INVESTMENTS (MAURITIUS) I LTD	LEVEL 3 ALEXANDER HOUSE 35 CYBERCITY EBENE	MAURITIUS	INMUPF257316	12900	0.01
75	IN300054	10009298	LOS ANGELES CITY EMPLOYEES RETIREMENT SYSTEM	202 West First Street Suite 500 Los Angeles California	UNITED STATES OF AMERICA	INUSFP175717	12467	0.01
76	IN300054	10112315	INTERNATIONAL MONETARY FUND	700 19TH STREET NW WASHINGTON DC	UNITED STATES OF AMERICA	INUSFP287816	11690	0.01
77	IN300167	10160958	AMERICAN CENTURY ETF TRUST - AVANTIS EMERGING MARKETS EQUITY FUND	4500 MAIN STREET KANSAS CITY MISSOURI		INUSFP004020	10453	0.01
78	IN303438	10016679	EMERGING MARKETS SMALL CAPITALIZATION EQUITY INDEX FUND B	400 HOWARD STREET SAN FRANCISCO CA 94105	UNITED STATES OF AMERICA	INUSFP172517	10165	0.01
79	IN301348	20075337	INDIA MAX INVESTMENT FUND LIMITED	365 ROYAL ROAD ROSE HILL MAURITIUS	MAURITIUS	INMUPF101417	10000	0.01
80	IN301524	30049717	DFA INTERNATIONAL CORE EQUITY FUND	SUITE 1520 - 1500 WEST GEORGIA STREET VANCOUVER BRITISH COLUMBIA	CANADA	INCAFP268915	9911	0.01
81	IN303438	10018375	VANGUARD ESG INTERNATIONAL STOCK ETF	100 VANGUARD BOULEVARD MALVERN PENNSYLVANIA		INUSFP014619	9893	0.01
82	IN300167	10164609	BRIDGEWAY EMERGING MARKETS SMALL CAP FUND (MASTER) , LTD	UGLAND HOUSE C/O MAPLES CORPORATE SERVICES LTD PO BOX 309 NA GRAND CAYMAN		INCYFP095520	9467	0.01
83	IN300167	10121383	SSGA SPDR ETFS EUROPE I PUBLIC LIMITED COMPANY - S PDR MSCI EMERGING MARKETS SMALL CAP UCITS ETF	78 SIR JOHN ROGERSONS QUAY DUBLIN 2	IRELAND	INIRFP026114	9300	0.01
84	IN300167	10146165	THE REGENTS OF THE UNIVERSITY OF CALIFORNIA - STATE STREET GLOBAL ADVISORS	1111 BROADWAY SUITE 2100 OAKLAND CA		INUSFP242917	9246	0.01
85	IN303438	10022888	AQR EMERGING SMALL CAP EQUITY FUND, L.P.	Suite 201 c/o Cogency Global Inc. 850 New Burton Road Dover Delaware		INUSFP093621	8981	0.01
86	IN300167	10128284	STATE STREET GLOBAL ALL CAP EQUITY EX-US INDEX PORTFOLIO	ONE LINCOLN STREET BOSTON MA	UNITED STATES OF AMERICA	INUSFP143615	8754	0.01
87	IN300167	10128022	DIMENSIONAL FUNDS PLC - MULTI-FACTOR EQUITY FUND	25/28 NORTH WALL QUAY DUBLIN 1	IRELAND	INIRFP127115	8286	0.01
88	IN300054	10100216	EMERGING MARKETS TARGETED VALUE PORTFOLIO	6300 BEE CAVE ROAD BUILDING ONE		INUSFP073518	8075	0.01
89	IN300167	10107195	GMO IMPLEMENTATION FUND A SERIES OF GMO TRUST	40 ROWES WHARF BOSTON MASSACHUSETTS	UNITED STATES OF AMERICA	INUSFP102416	7819	0.01

90	IN300054	10120479	MERCER QIF FUND PLC-MERCER INVESTMENT FUND 1	70 SIR JOHN ROGERSON'S QUAY DUBLIN 2	IRELAND	INIRFP033015	7146	0.01
91	IN300142	20771093	FUNDPARTNER SOLUTIONS (SUISSE) S.A.-RP - FONDS INS TITUTIONNEL - ACTIONS MARCHES EMERGENTS	ROUTE DES ACACIAS 60	SWITZERLAND	INCHFP209715	7023	0.01
92	IN300054	10116078	QIC LISTED EQUITIES FUND	Level 5 66 Eagle Street Brisbane QLD		INAUFP064021	6942	0.01
93	IN300142	10759532	SEI TRUST COMPANY AS TRUSTEE ON BEHALF OF SEGALL B RYANT AND HAMILL EMERGING MARKETS SMALL CAP TRUST	1 FREEDOM VALLEY DRIVE OAKS PENNSYLVANIA		INUSFP005518	6311	0.00
94	IN301524	30049709	DFA INTERNATIONAL VECTOR EQUITY FUND	SUITE 1520 - 1500 WEST GEORGIA STREET VANCOUVER BRITISH COLUMBIA	CANADA	INCAFP268815	5816	0.00
95	IN300054	10123673	DIMENSIONAL EMERGING MARKETS SUSTAINABILITY CORE 1 ETF OF DIMENSIONAL ETF TRUST	CITIBANK N.A. CUSTODY SERVICES FIFC- 9TH FLOOR, G BLOCK PLOT C-54 AND C-55, BKC BANDRA - EAST, MUMBAI	INDIA	INUSFP103222	5328	0.00
96	IN300054	10123938	ISHARES CORE MSCI EMERGING MARKETS IMI INDEX ETF	CITIBANK N.A. CUSTODY SERVICES FIFC- 9TH FLOOR, G BLOCK PLOT C-54 AND C-55, BKC BANDRA - EAST, MUMBAI	INDIA	INCAFP112522	5183	0.00
97	IN300054	10118547	GMO EMERGING MARKETS EX-CHINA FUND, A SERIES OF GMO TRUST	40 Rowes Wharf Boston Massachusetts		INUSFP012822	5143	0.00
98	IN300142	10772917	VANGUARD INVESTMENT SERIES PLC - VANGUARD ESG EMERGING MARKETS ALL CAP EQUITY INDEX FUND	70 Sir John Rogerson's Qu Dublin 2 Dublin		INIRFP049720	5140	0.00
99	IN300167	10041027	SA EMERGING MARKETS VALUE FUND	10 ALMADEN BLVD 15 TH FLOOR SAN JOSE CALIFORNIA	UNITED STATES OF AMERICA	INUSFP116216	4535	0.00
100	IN303438	10015452	PUB EQUITIES EMERGING MARKETS 1	UETLIBERGSTRASSE 231 ZURICH	SWITZERLAND	INCHFP001517	4297	0.00
101	IN303438	10006932	STICHTING SHELL PENSIOENFONDS	BOGAARDPLEIN 41 RIJSWIJK ZH	NETHERLANDS	INNLF023317	3662	0.00
102	IN300054	10078971	JOHN HANCOCK VARIABLE INSURANCE TRUST EMERGING MARKETS VALUE TRUST	601 CONGRESS STREET BOSTON MA 02210-2805	UNITED STATES OF AMERICA	INUSFP038215	3614	0.00
103	IN300054	10121203	WORLD ALLOCATION 60/40 FUND OF DIMENSIONAL FUNDS PLC	25/28 NORTH WALL QUAY DUBLIN		INIRFP033522	3593	0.00
104	IN300054	10117128	EMERGING MARKETS SUSTAINABILITY CORE EQUITY FUND OF DIMENSIONAL FUNDS PLC	25/28 NORTH WALL QUAY DUBLIN		INIRFP088321	3215	0.00
105	IN300142	10774118	TIZIANA GMBH	C/O DPV CAPITAL HILDEGARDSTR 6 MUNICH		INGEFP047420	3100	0.00
106	IN301524	30053007	DFA GLOBAL SUSTAINABILITY CORE EQUITY FUND	Suite 2110 745 Thurlow Street Vancouver British Columbia		INCAFP015221	3042	0.00

107	IN300054	10080999	JOHN HANCOCK FUNDS II EMERGING MARKETS FUND	601 CONGRESS STREET BOSTON MA 02210 2805 USA	UNITED STATES OF AMERICA	INUSFP164915	2991	0.00
108	IN300054	10038629	NORTHERN TRUST COMMON ALL COUNTRY WORLD EX-US INVE STABLE MARKET INDEX FUND-NON LENDING	50 South LaSalle Street Chicago Illinois	UNITED STATES OF AMERICA	INUSFP246115	2782	0.00
109	IN303438	10006451	ISHARES EMERGING MARKETS IMI EQUITY INDEX FUND	LEVEL 26 101 COLLINS STREET MELBOURNE VIC	AUSTRALIA	INAUFP233415	2754	0.00
110	IN303438	10011537	FLEXSHARES MORNINGSTAR EMERGING MARKETS FACTOR TIL T INDEX FUND	50 S LASALLE STREET CHICAGO IL	UNITED STATES OF AMERICA	INUSFP242515	2538	0.00
111	IN300054	10117072	NORTHERN TRUST COLLECTIVE EMERGING MARKETS EX CHIN A INVESTABLE MARKET INDEX FUND - NON-LENDING	50 S. LaSalle Street Chicago Illinois		INUSFP088621	2086	0.00
112	IN300167	10132588	GMO BENCHMARK - FREE FUND, A SERIES OF GMO TRUST	40 ROWES WHARF BOSTON MASSACHUSETTS	UNITED STATES OF AMERICA	INUSFP241515	2077	0.00
113	IN300167	10112575	BNYM MELLON DB SL ACWI EX-U.S. SMALL CAP FUND	225 LIBERTY STREET New York NY	UNITED STATES OF AMERICA	INUSFP136316	1855	0.00
114	IN300054	10023614	UTAH STATE RETIREMENT SYSTEMS	540 East 200 South Salt Lake City Utah	UNITED STATES OF AMERICA	INUSFP271916	1666	0.00
115	IN300054	10118750	AUSTRALIAN RETIREMENT TRUST MANAGED BY STATE STREE T GLOBAL ADVISORS, AUSTRALIA LIMITED - SUQP	70 Eagle Street Brisbane Queensland		INAUFP020422	1559	0.00
116	IN303438	10014255	ALLIANZ GLOBAL INVESTORS GMBH ACTING ON BEHALF OF ALLIANZGI-FONDS DSPT	BOCKENHEIMER LANDSTRASSE 42- 44 HESSE FRANKFURT/ MAIN	GERMANY	INGEFP084616	1518	0.00
117	IN303438	10006941	SHELL PENSIONS TRUST LIMITED AS TRUSTEE OF THE SHE LL CONTRIBUTORY PENSION FUND	SHELL CENTRE LONDON	UNITED KINGDOM	INUKFP044415	1447	0.00
118	IN300054	10103637	WISDOM TREE ISSUER PLC - WISDOM TREE EMERGING MARK ETS SMALLCAP DIVIDEND UCITS ETF	FITZWILTON HOUSE WILTON PLACE DUBLIN 2	IRELAND	INIRFP084515	1318	0.00
119	IN300054	10084852	QIC INTERNATIONAL EQUITIES FUND	Level 5 66 Eagle Street Brisbane	AUSTRALIA	INAUFP071316	974	0.00
120	IN300142	20771028	SEGALL BRYANT & HAMILL EMERGING MARKETS SMALL CAP FUND, LP	251 LITTLE FALLS DRIVE WILMINGTON DELAWARE		INUSFP026719	967	0.00
121	IN301524	30049602	CC&L Q EMERGING MARKETS EQUITY FUND	1111 WEST GEORGIA ST SUITE 2200 VANCOUVER B C CANADA	CANADA	INCAFP153415	618	0.00
122	IN300054	10098853	FISHER INVESTMENTS INSTITUTIONAL GROUP ALL FOREIGN SMALL CAP EQUITY QUANT FUND	5525 NW Fisher Creek Drive Camas Washington		INUSFP044318	384	0.00
123	IN300142	10789795	VANGUARD FUNDS PLC - VANGUARD ESG EMERGING MARKETS ALL CAP UCITS ETF	HSBC SECURITIES SERVICES 11TH FLOOR, BLDG 3, NESCO - IT PARK NESCO COMPLEX, W.E. HIGHWAY GOREGAON (EAST), MUMBAI	INDIA	INIRFP111222	229	0.00
124	IN300054	10110233	SPARTAN GROUP TRUST FOR EMPLOYEE BENEFIT PLANS SPA RTAN TOTAL INTERNATIONAL INDEX POOL	100 SUMMER STREET 12th FLOOR BOSTON MA		INUSFP031720	227	0.00

125	IN303622	10010712	ABDULMUHSIN SUHNI	Karaagac Mah Tom Cad Asilkent Sitesi No 22 Z Ic Kapi No Z Address No 1692127937 Arsuz Hatay	Turkey	INTUFP153917	100	0.00
126	IN300142	10541516	BNS ASIA LIMITED	ONE RAFFLES QUAY NORTH TOWER LEVEL 20	SINGAPORE	INSGFP176215	17	0.00
127	IN303438	10019701	COPTHALL MAURITIUS INVESTMENT LIMITED - NON ODI AC COUNT	C/O IQ.EQ CORPORATE SERVICES (MAURITIUS) LTD 33 EDITH CAVELL STREET PORT LOUIS		INMUFP086419	13	0.00
TOTAL:							24099277	19.09